

How To Search and Register for Pre-Service Training

1. GO TO www.WVSTARS.org



2. Click on the Professionals Tab



3. Scroll to the bottom of the page and click on Access your Professional Development Record



Please Enter Your Log-In Information

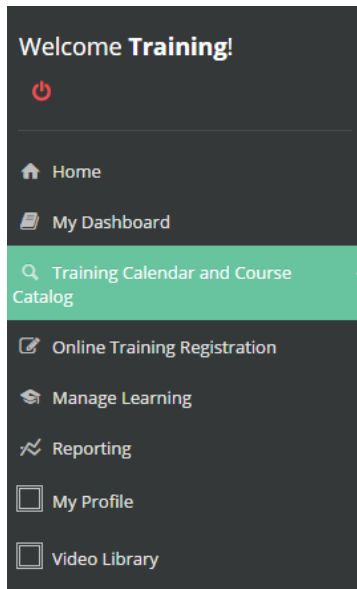
Login ID (Registry ID Number)

Password

Forgot your login information?
[Reset Password](#)

Use your WV STARS Registry ID as your login ID and password unless you have already updated your login information. Some browsers may require you to enter this information twice.

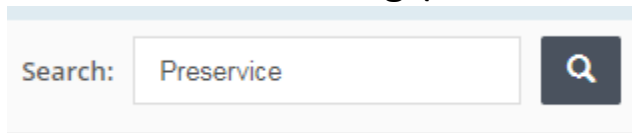
4. Click on Training Calendar and Course Catalog



5. Click the switch to Course List button (blue button with white lines below).



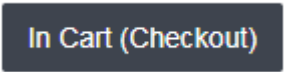
6. There is a search box all the way to the right of the screen. Enter the name of the training (Pre-service Training) and click the Search icon.



7. Click Get Item in the bottom corner under the course title.



8. In order to complete the registration you must click on

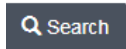


9. Scroll to the bottom of the page and click



there is no cost for this course

10. You will be redirected to your courses where you will see your course highlighted in green and in blue text. Click on the blue course text.



Course Information

-  **Pre-service Training – Basic Health and Safety in Childcare**
Course Version: 2
[More Information...](#)
Status: Not Yet Viewed
-  **Recognizing the Signs and Symptoms of an Overdose**
Course Version: 1
[More Information...](#)
Status: In Progress

11. This will take you to the course modules you will need to complete.

Module	Progress
<input type="checkbox"/> Start Here! Watch This Video!	Not Yet Viewed
<input type="checkbox"/> Welcome	Not Yet Viewed
<input type="checkbox"/> Module 1: Safe Spaces	Not Yet Viewed
<input type="checkbox"/> Module 2: Emergency Preparedness	Not Yet Viewed
<input type="checkbox"/> Module 3: Hazardous Materials	Not Yet Viewed
<input type="checkbox"/> Module 4: Shaken Baby Syndrome	Not Yet Viewed
<input type="checkbox"/> Module 5: Safe Sleep	Not Yet Viewed
<input type="checkbox"/> Module 6: Infectious Disease	Not Yet Viewed
<input type="checkbox"/> Module 7: Administering Medication	Not Yet Viewed
<input type="checkbox"/> Module 8: Food Allergies	Not Yet Viewed
<input type="checkbox"/> Module 9: Transportation	Not Yet Viewed
<input type="checkbox"/> Module 10: Child Development	Not Yet Viewed
<input checked="" type="checkbox"/> Training Exam	Not Yet Viewed
<input checked="" type="checkbox"/> Training Evaluation	Not Yet Viewed

Note:

- We recommend you complete each module in order.
- Each module is timed and should be completed in its entirety.
- Once you have completed the module your progress will change from “Not Yet Viewed” to “Completed”
- Once you have completed each module you will automatically be directed to the next module.
- This course will take approximately two hours to complete. You do not need to complete the modules all at once.
- Should you need to exit the course at any time, click on the yellow exit button at the bottom of your screen. Your progress will be saved and you can resume that module at a later time.

West Virginia State Training and Registry System

611 7th Ave, Suite 322 Huntington, WV 25701 Phone: (304) 522-7827 Fax (304) 529-2535 Email: wvstars@rvcds.org

This program is being presented with financial assistance as a grant from the West Virginia Department of Health and Human Resources and the West Virginia Department of Education and is administered by WV Early Childhood Training Connections and Resources, a program of River Valley Child Development